































# Ruffing Montessori School Communication Survey

1. Which if the following ways do you rely on to get most of your information about Ruffing? Choose all that apply.			
		Response Percent	Response Count
Kiddie Express		63.4%	78
Word of Mouth (both from other adults and from your own child)		35.0%	43
School Website		31.7%	39
<b>E-mail from the Office</b>		<b>85.4%</b>	105
Ruffing Today		58.5%	72
Little Ruffing Today		36.6%	45
U.S. Mail		21.1%	26
InfoExchange/Phone		3.3%	4
Class Parent E-mails		68.3%	84
Class Parent Flyers and Notes		26.0%	32
	Other (please specify)		5
		<b>answered question</b>	<b>123</b>
		<b>skipped question</b>	<b>0</b>

2. Which of the following do you find generally most useful? You may select more than one.

		Response Percent	Response Count
Kiddie Express		40.7%	50
Word of Mouth (Both from other parents and from your own child)		17.1%	21
School Website		26.0%	32
<b>E-mail from the Office</b>		<b>79.7%</b>	98
Ruffing Today		31.7%	39
Little Ruffing Today		22.8%	28
U.S. Mail		15.4%	19
InfoExchange/Phone		5.7%	7
Class Parent E-mails		57.7%	71
Class Parents Flyers & Notes		16.3%	20
		Other (please specify)	2
		<b>answered question</b>	<b>123</b>
		<b>skipped question</b>	<b>0</b>

3. If you needed to give information about an event or another school wide activity, which of these would you prefer to use? You may choose more than one.

		Response Percent	Response Count
Kiddie Express		29.3%	36
Word of Mouth (Both from other parents and from your own child)		6.5%	8
School Website		23.6%	29
<b>E-mail from the Office</b>		<b>81.3%</b>	100
Ruffing Today		18.7%	23
Little Ruffing Today		12.2%	15
U.S. Mail		5.7%	7
InfoExchange/Phone		2.4%	3
Class Parent E-mails		56.9%	70
Class Parents Flyers & Notes		12.2%	15
Other (please specify)			3
		<b>answered question</b>	<b>123</b>
		<b>skipped question</b>	<b>0</b>






**4. How would you prefer to get information related to the following? Please choose one method for each type of information.**

	E-mail	Website	Hard Copy via U.S. mail	Hard Copy via Kiddie Express	Other	Response Count
Classroom Information	<b>68.3% (84)</b>	4.1% (5)	0.8% (1)	26.8% (33)	0.0% (0)	123
General School Information (i.e. calendar or event changes)	<b>69.7% (85)</b>	13.9% (17)	3.3% (4)	13.1% (16)	0.0% (0)	122
Parent Association News	<b>87.0% (107)</b>	8.9% (11)	0.8% (1)	3.3% (4)	0.0% (0)	123
Volunteer Opportunities	<b>88.6% (109)</b>	7.3% (9)	0.0% (0)	4.1% (5)	0.0% (0)	123
Important Changes in Policy or Personnel	<b>57.7% (71)</b>	4.1% (5)	28.5% (35)	9.8% (12)	0.0% (0)	123
Other (please specify)						8
<b>answered question</b>						<b>123</b>
<b>skipped question</b>						<b>0</b>

**5. When you receive information on paper, what type do you actually read? Choose all that apply.**

	Response Percent	Response Count
U.S. Mail	82.1%	101
Newsletter	73.2%	90
Flyers and Forms via Kiddie Express	87.0%	107
Comment		16
<b>answered question</b>		<b>123</b>
<b>skipped question</b>		<b>0</b>

6. When you receive information electronically, which type do you actually read? Choose all that apply.







		Response Percent	Response Count
Ruffing Today		65.9%	81
Parent Association Announcements		66.7%	82
<b>General School Announcements</b>		<b>83.7%</b>	103
E-mail with Links to Text		72.4%	89
E-vite		74.8%	92
		Comment	14
		<b>answered question</b>	<b>123</b>
		<b>skipped question</b>	<b>0</b>

7. How often (ideally) would you like to hear from the following?

	Weekly	Monthly	As Needed (Determined by the Teacher, Office, BOT, or PA)	Other	Response Count	
Classroom or Teacher	32.5% (40)	<b>36.6% (45)</b>	30.1% (37)	0.8% (1)	123	
General School	12.3% (15)	<b>44.3% (54)</b>	41.8% (51)	1.6% (2)	122	
Board of Trustees	0.8% (1)	17.2% (21)	<b>81.1% (99)</b>	0.8% (1)	122	
Parent Association	2.6% (3)	32.8% (38)	<b>63.8% (74)</b>	0.9% (1)	116	
Other (please specify)					12	
					<b>answered question</b>	<b>123</b>
					<b>skipped question</b>	<b>0</b>

8. What type of information would you like to see come home via Kiddie Express?		
		Response Count
		123
	<i>answered question</i>	123
	<i>skipped question</i>	0

9. What type of information would you NOT like to see come home via Kiddie Express? What alternative method would you prefer?		
		Response Count
		123
	<i>answered question</i>	123
	<i>skipped question</i>	0

10. In your consideration of Ruffing as a "green" school, how important is "green"(limited paper) communication?			
		Response Percent	Response Count
Essential		22.8%	28
<b>Very</b>		<b>43.9%</b>	54
Somewhat		18.7%	23
Limited		0.8%	1
Not at All		0.8%	1
Comment		13.0%	16
		<i>answered question</i>	123
		<i>skipped question</i>	0